



Domestic Air conditioner

CAUTION

1. READ THIS MANUAL CAREFULLY TO
DIAGNOSE TROUBLE CORRECTLY
BEFORE OFFERING SERVICE.
2. THIS MANUAL IS USED BY QUALIFIED
APPLIANCE TECHNICIANS ONLY.
3. HAIER DOES NOT ASSUME ANY
RESPONSIBILITY FOR PROPERTY
DAMAGE OR PERSONAL INJURY FOR
IMPROPER
SERVICE PROCEDURES DONE BY ONE
UNQUALIFIED PERSON.

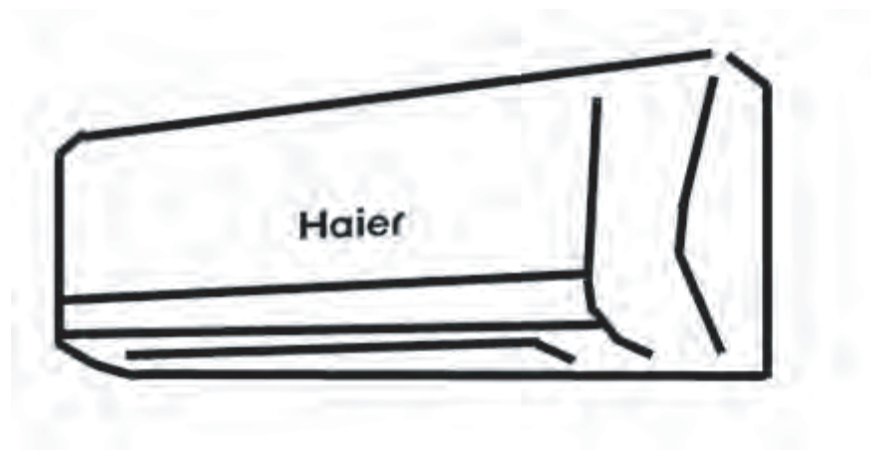


TECHNICAL DATA

ON/OFF

Wall mounted Type V-Series

HSU-18C03/V(ZXF)
HSU-22C03/V(ZXF)



Большая библиотека технической документации

<https://splitsystema48.ru/instrukcii-po-ekspluatácii-kondicionerov.html>

каталоги, инструкции, сервисные мануалы, схемы.

Table of Contents

1. Features	2
2. Specifications	3
3. Remote controller lists	6
4. Sensors lists	6
5. Dimensional drawings	7
6. Operation range	9
7. Piping diagrams	10
8. Wiring diagrams	11
9. Capacity diagrams and curves diagrams	13
10. Sound level	15
11. Accessories	16
12. Control systems	17
13. Center of gravity	18
14. Installations	19

1 Features



O2 fresh: It can bring the fresh air in when the machine is running in O2 fresh mode.



Healthy UV ray: UV ray generator can eliminate and prevent bacteria in air effectively



DRY function: Make dehumidifying in the room when the unit is working in the "DRY" mode .



Intelligent air:With twin-blade technology ,the airflow can be adjusted not to blow directly to human body , so preventing people from the air conditioner symptom .



Photocatalyst filter: Eliminates the air of a wide variety of odor-causing substances from cigarette smoke particles to chemical vapors



Bacteria-killing medium: 3-in-1 effect:Anti-Allergen , Anti-Bactetia



3D air flow: The 3D airflow is able to deliver the airflow horizontally and vertically



Auto mode: According to the fixed temperature "26°C",the unit will adjust the operation mode automatically.



Sleep mode: The setting temprature and the indoor noise can be adjusted to a more comfortable level when you set the "sleep mode"during night sleep .



24Hour timer: Use the timer function to set on,or off,or from on to off,or from off to on .



4 Fan setting: Slect the fan speed LO,MED,HI,AUTO



Easy clean design: The panel is easy to wash and the airflow vents can be detached without any special tools for quick cleaning of the inside of the air conditioner .



Left&right flow: With specialized motor and flaps,the airflow can be adjusted



Child lock: Avoid the child's wrong operation on the remote controller .



2.Specifications

This information was not available at the time of publication

NOMINAL CAPACITY and NOMINAL INPUT					
Model				HSU-18C03V(ZXF)	HSU-22C03V(ZXF)
NOMINAL CAPACITY(3-4)	Cooling(1)	norm.	kw	5.00	5.95
	Heating(2)	norm.	kw	-----	-----
NOMINAL INPUT	Cooling	norm	kw	1.85	2.25
	Heating	norm.	kw	-----	-----
EER	Cooling			2.70	2.64
COP	Heating			-----	-----
ENERGY LABEL(7-8)	Cooling			----	----
	Heating			----	----
ANNUAL ENERGY CONSUMPTION(9)	Cooling		kwh	795	970

TECHNICAL SPECIFICATIONS						
INDOOR UNITS				HSU-18C03V(ZXF)	HSU-22C03V(ZXF)	
DIMENSIONS	Unit	H	mm	305		
		W	mm	850		
		D	mm	230		
WEIGHT	Unit		kg	12		
COLOR	Unit			white		
SOUND LEVEL	Sound pressure (cooling/heating)(5)	high	dB(A)	45	45	
		medium	dB(A)	43	43	
		low	dB(A)	40	40	
	Sound power(cooling/heating)(6)	high	dB(A)	45	45	
FAN	Air flow rate(cooling/heating)	high	m ³ /min	13.6	17.5	
		low	m ³ /min	12.5	16.7	
		super low	m ³ /min	11.3	15.2	
	Speed(cooling/heating)	steps		5steps,silent and auto		
		high	rpm	1350	1350	
		medium	rpm	1180	1200	
		low	rpm	1050	1050	
Type	Cross flow fan					
Motor output		W	16	16		
AIR FILTER	Removable/washable/mildew proof					
REMOTE CONTROLLER	YL-H68EN					
TEMPERATURE CONTROL	Microcomputer control					
PIPING CONNECTIONS(external diameter)	liquid	mm	Φ 6.35	Φ 9.52		
	gas	mm	Φ12.7	Φ15.88		
	drain	mm	Φ16	Φ16		
INSULATION MATERIAL	Heat insulation type			both liquid and gas pipes		
HEAT EXCHANGGER	TYPE		ML fin - Φ9.52HI - XA tube			
	Row x stage x fin pinth		mm	2 x 8 x1.4		

TECHNICAL SPECIFICATIONS					
OUTDOOR UNITS				HSU-18C03/V(ZXF)	HSU-22C03/V(ZXF)
NET DIMENSIONS (stop valve, and bottom support is not included)	Unit	H	mm	540	680
		W	mm	780	837
		D	mm	245	312
WEIGHT	Unit		kg	36	58
COLOR	Unit	white			
SOUND LEVEL	Sound pressure(cooling/heating)(5)	high	dB(A)	56	56
	Sound power(cooling/heating)(6)	high	dB(A)	-----	-----
FAN	Air flow rate(cooling/heating)	high	m ³ /min	25	30
		low	m ³ /min	---	---
	Speed(cooling/heating)	high	rpm	880	880
		low	rpm	---	---
	Type	Propeller fan			
Motor output		W	19	30	
REFRIGERANT CIRCUIT	Refrigerant type	R22			
	Refrigerant charge		kg	1.10	1.40
	Maximum allowable distance between indoor and outdoor		m	15	
	Maximum allowable level difference		m	5	
	Refrigerant control	-----			
COMPRESSOR	Type	rotary Compressor			
	Model			TH338VEEC	PH420X3CS-8KUC1
	Motor output		w	1800	2100
	Oil type			SUNISO 4GSI	SUNISO 4GSI
	Oil charge volume		L	0.27	0.52
PIPING CONNECTIONS	liquid		mm	Φ 6.35/ Φ9.52	
	gas		mm	Φ 12.7/ Φ 15.88	
	drain		mm	Φ 18	
INSULATION MATERIAL	Heat insulation type	both liquid and gas pipes			
HEAT EXCHANGGER	TYPE			ML - Φ 9.52HI - XAbube	
	Row x stage x fin pinth		mm	2 x 8 x1.4	

ELECTRICAL SPECIFICATIONS					
For indoor units only:				HSU-18C03/V(ZXF)	HSU-22C03/V(ZXF)
CURRENT	Nominal running current	cooling	A	0.16	0.16
		heating	A	-----	-----
	Maximum running current	cooling	A	0.16	0.16
		heating	A	-----	-----

For combination indoor units+ outdoor units:				HSU-18C03/V(ZXF)	HSU-22C03/V(ZXF)
CURRENT	Nominal running current	cooling	A	8.5	10.3
		heating	A	-----	-----
	Maximum running current	cooling	A	11.8	16.0
		heating	A	-----	-----
	Starting current	cooling	A	30	42
		heating	A	-----	-----

For indoor units only:				HSU-18C03/V(ZXF)	HSU-22C03/V(ZXF)
POWER SUPPLY				VM	VM
NOMINAL DISTRIBUTION SYSTEM VOLTAGE	Phase			1PH	1PH
	Frequency	Hz		50	50
Voltage		V		220V~	220V~

NOTES

- 1 Nominal cooling capacities are based on: indoor temperature 27°CDB/19°CWB * outdoor temperature 35°CDB * refrigerant piping length: 5m * level difference: 0m.
- 2 Nominal heating capacities are based on: indoor temperature 20°CDB * outdoor temperature 7°CDB/6°CWB * refrigerant piping length 5m (horizontal) * level difference 0m.
- 3 Capacities are net, including a deduction for cooling (an addition for heating) for indoor fan motor heat.
- 4 Units should be selected on nominal capacity. Maximum capacity is limited to peak periods.
- 5 The sound pressure level is measured via a microphone at a certain distance from the unit. For measuring conditions: please refer to item 6 of this chapter.
- 6 The sound power level is an absolute value indicating the "power" which a sound source generates.
- 7 Energy label: scale from A (most efficient) to G (less efficient).
- 8 The energy label Directive 2002/31/EC will enter into force once the relevant measurement standard will be published in the European official Standard.
- 9 Annual energy consumption: based on average use of 500 running hours per year at full load (= nominal conditions)

3 Remote controller lists

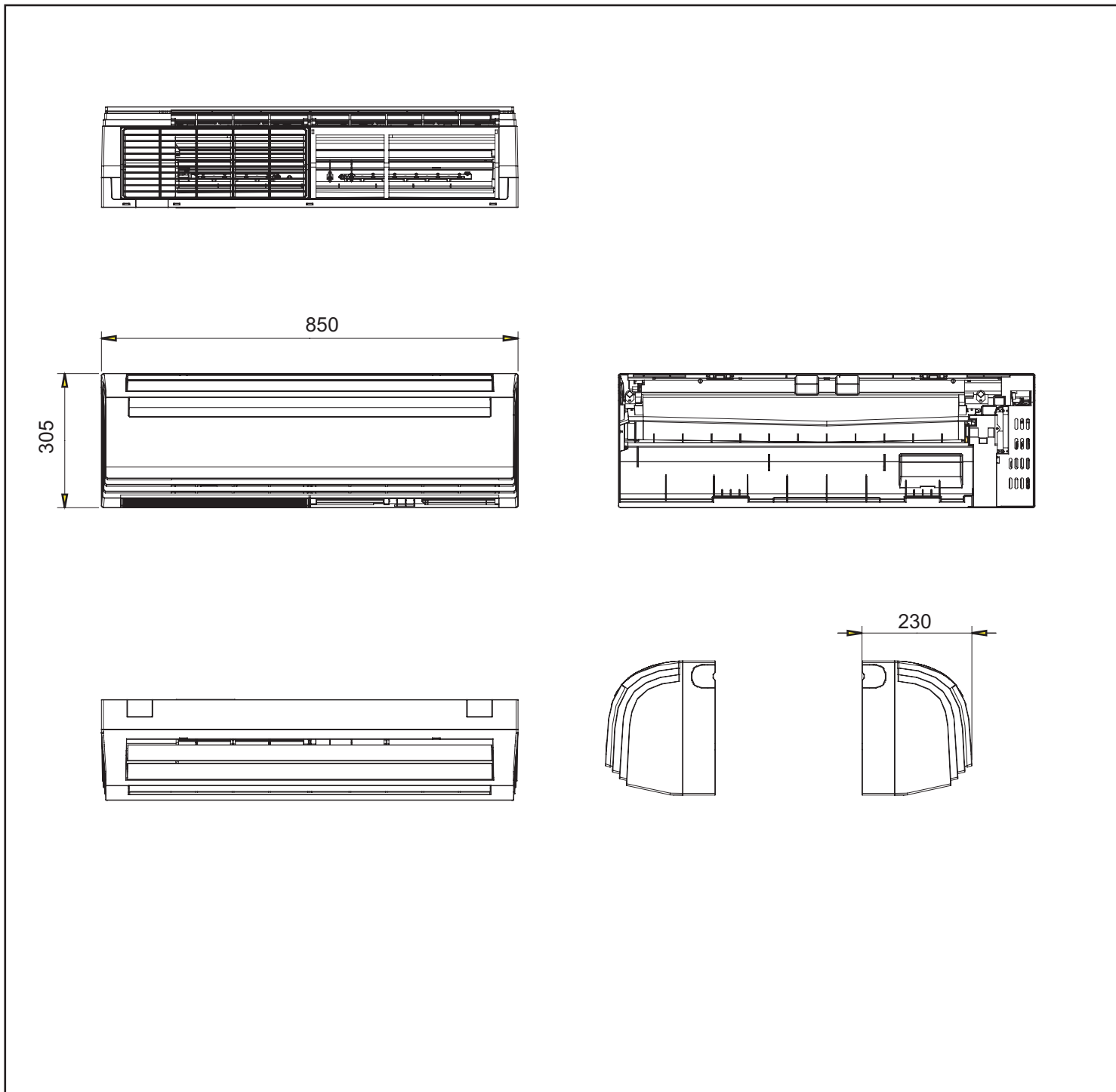
Model	HSU-18C03/V(ZXF)	HSU-22C03/V(ZXF)
YR-H68	Y	Y
-----	----	----

4 Sensors lists

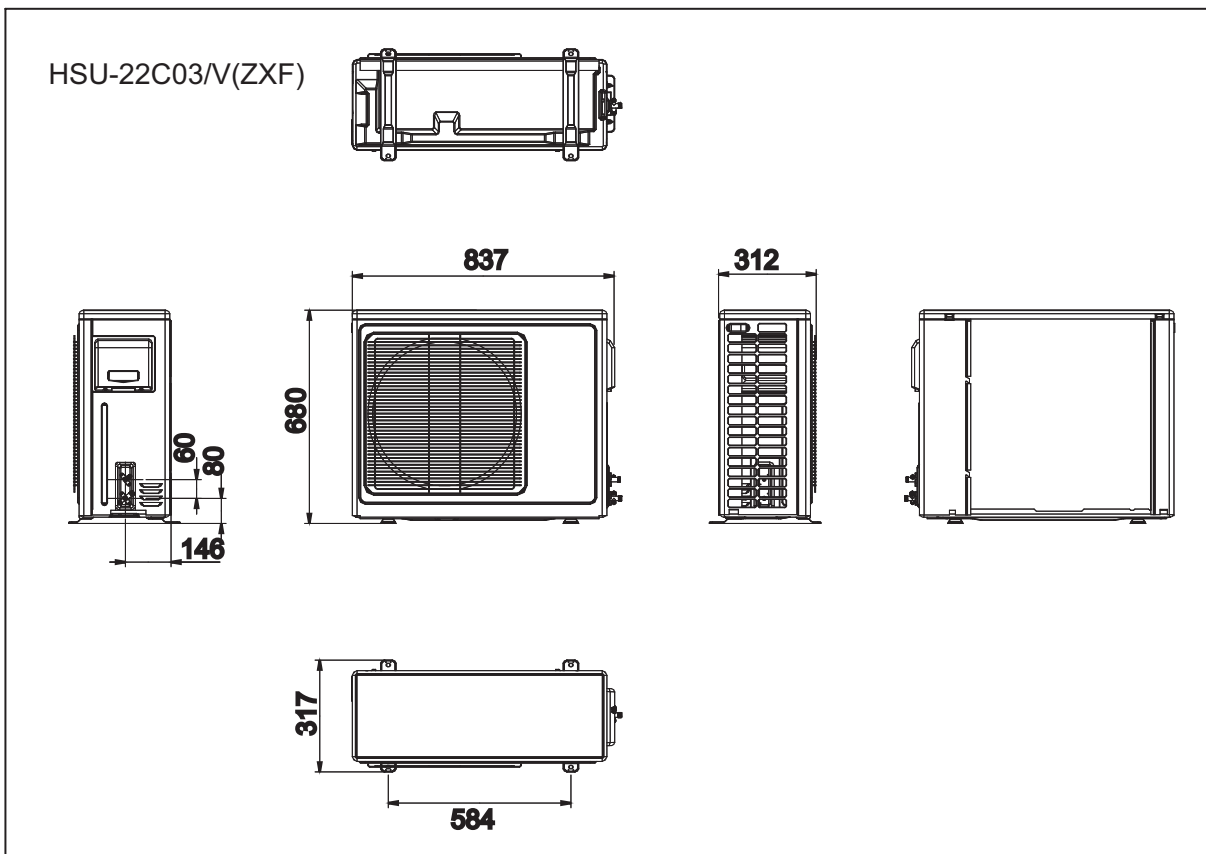
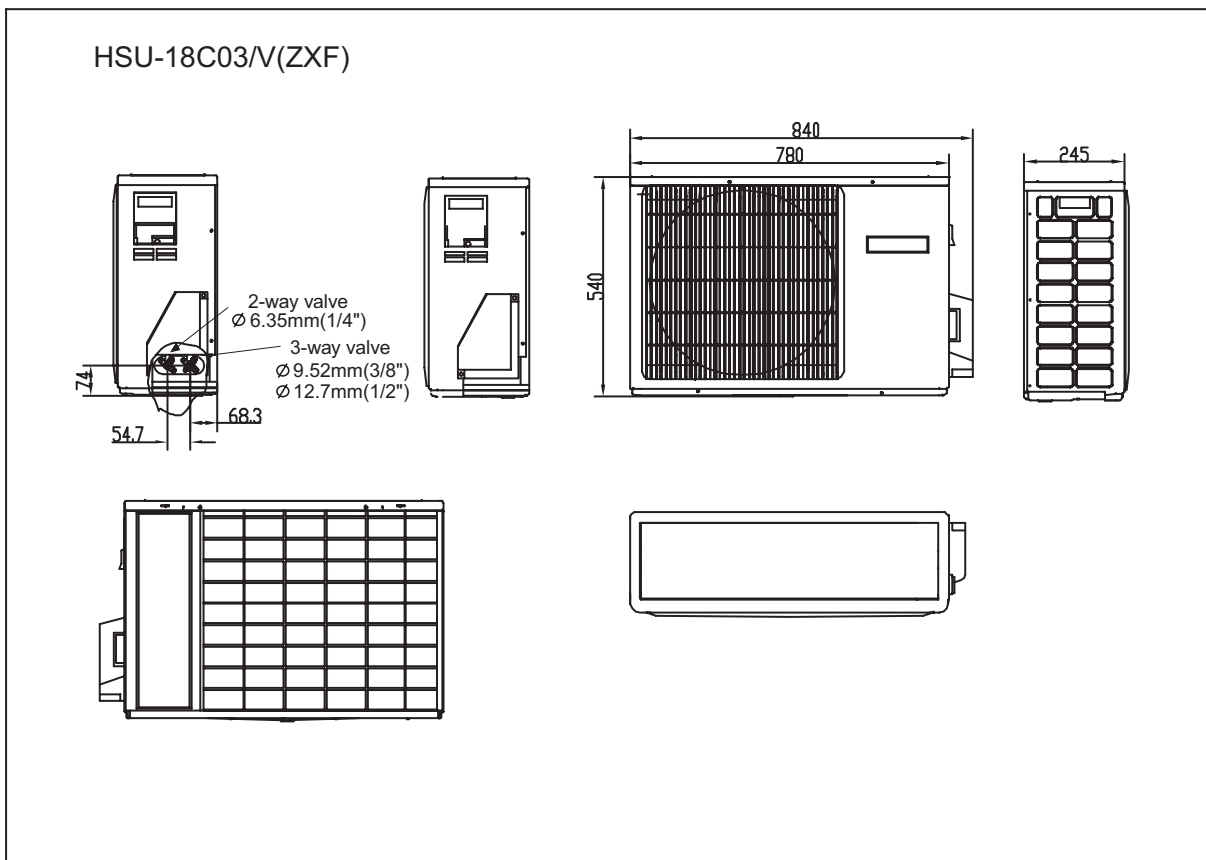
INDOOR UNIT		
type	Description	Qty
Room sensor	It's used for detecting room temperature	1
Pipe sensor	It's used for detecting temperature of evaporator	1

5 Dimensional drawings

Indoor unit



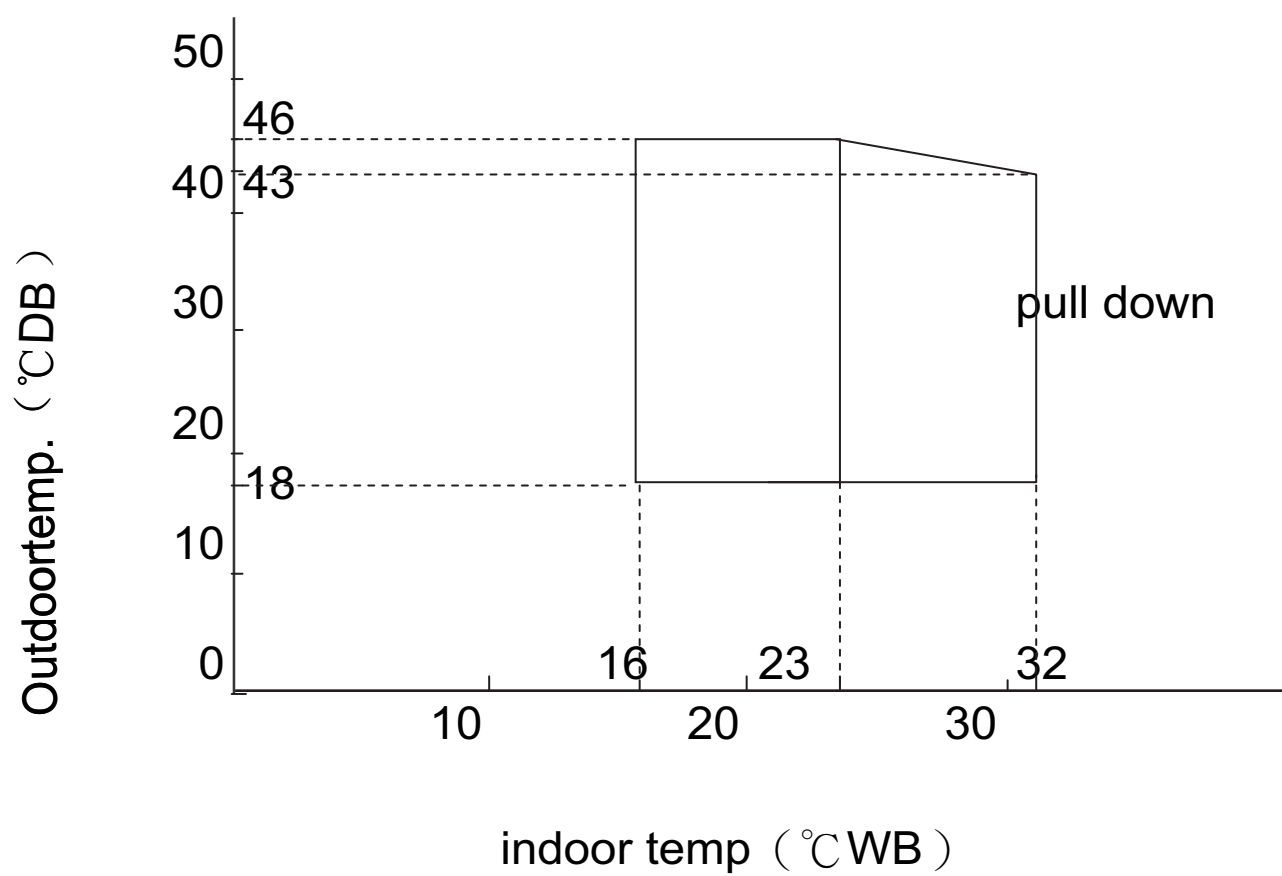
Outdoor unit



6 Operation range

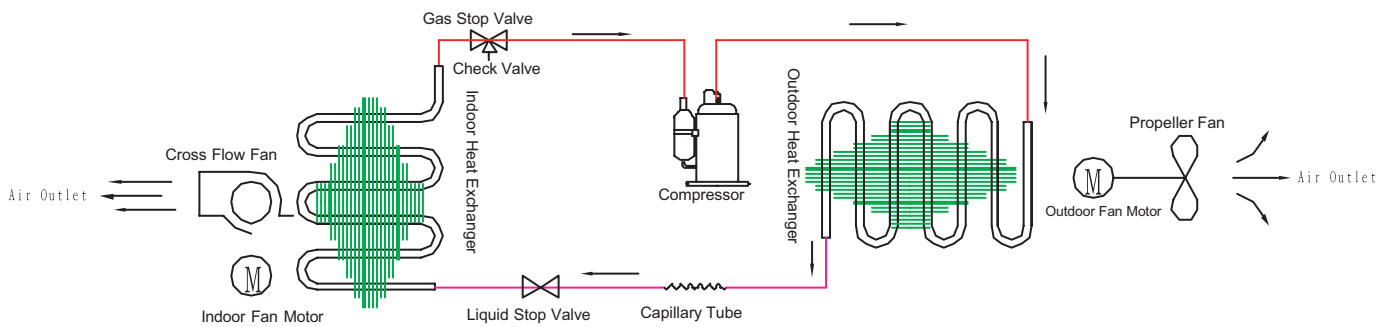
The name of parts

Cooling



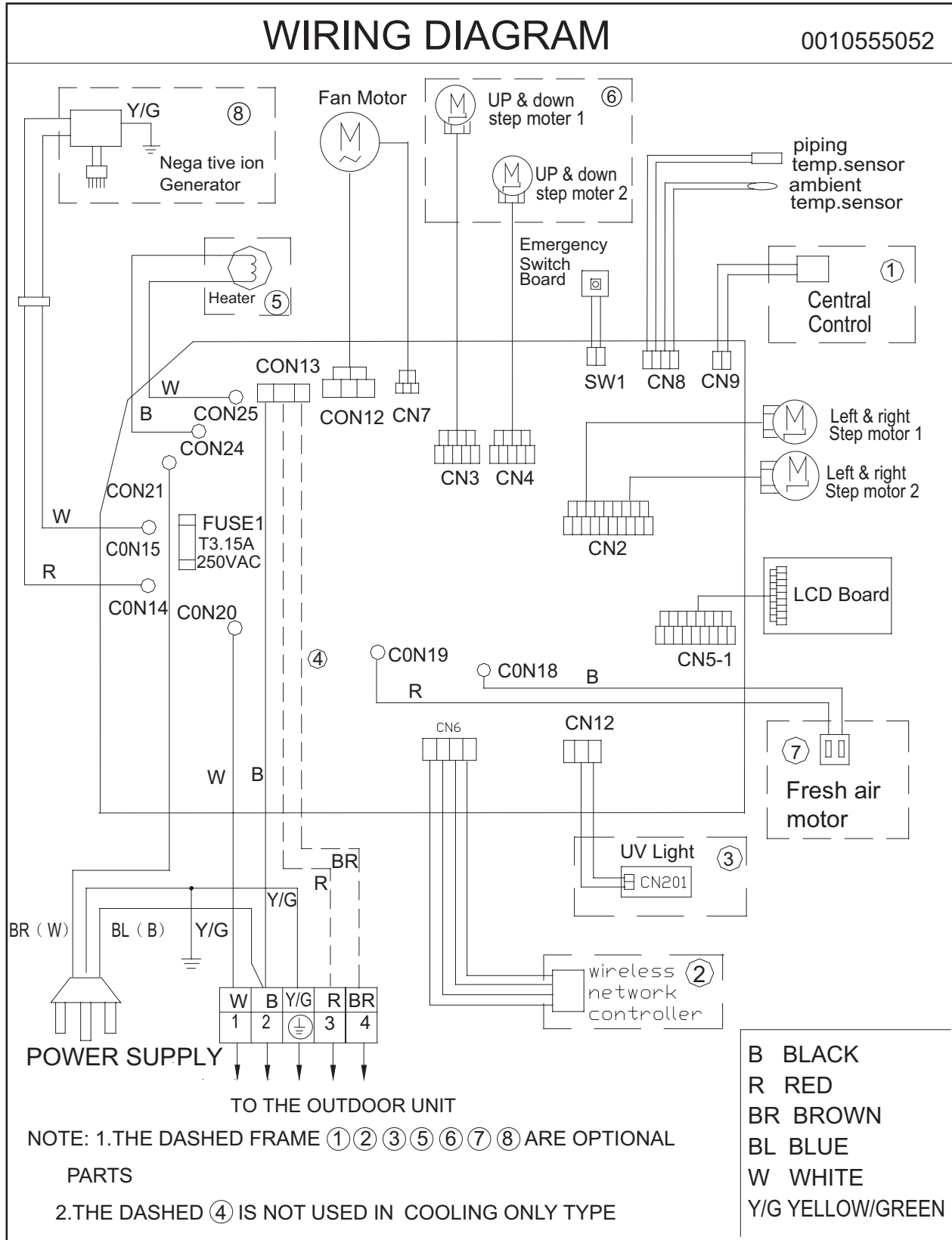
7 Piping diagrams

Cooling mode

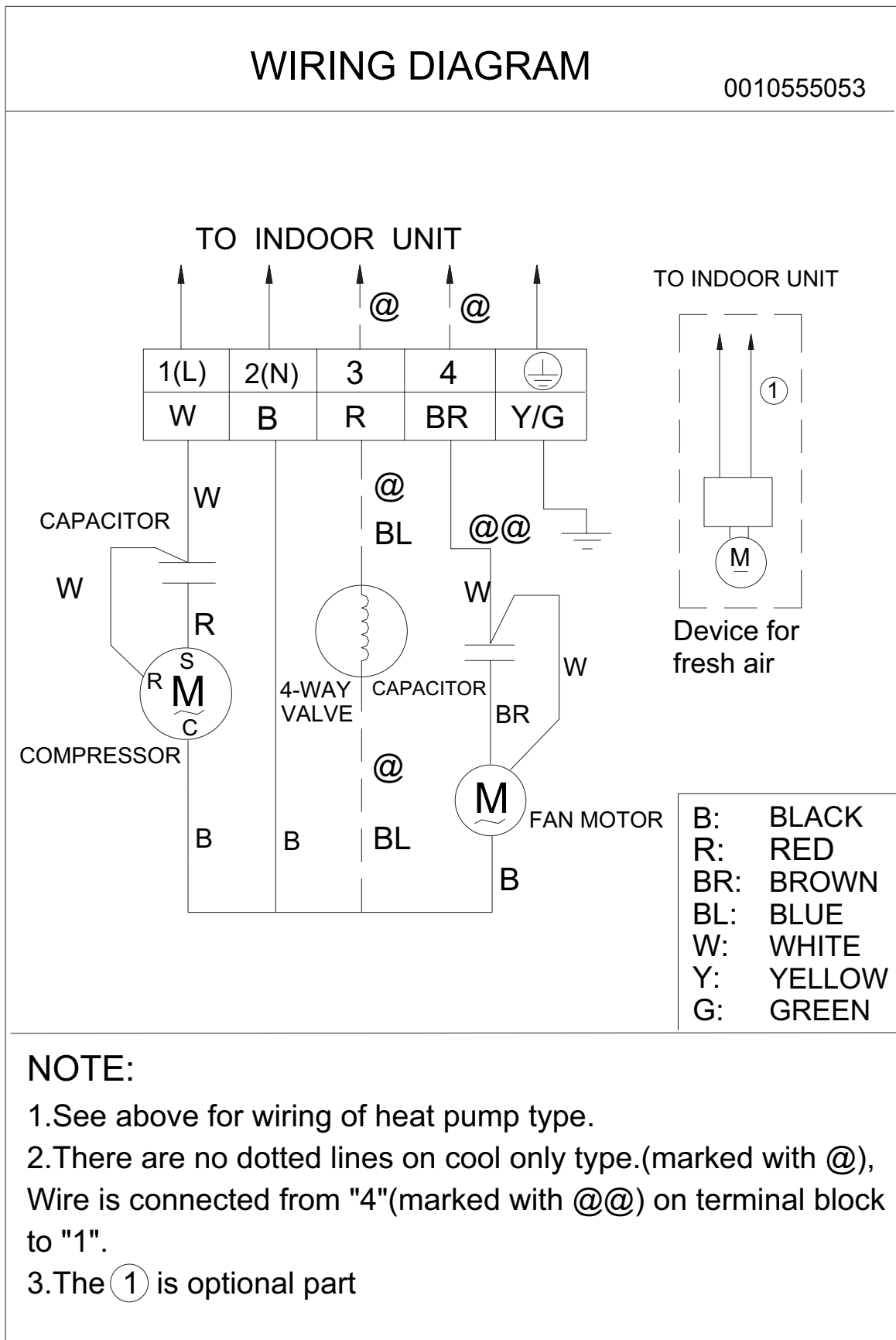


8 Wiring diagrams

Indoor unit

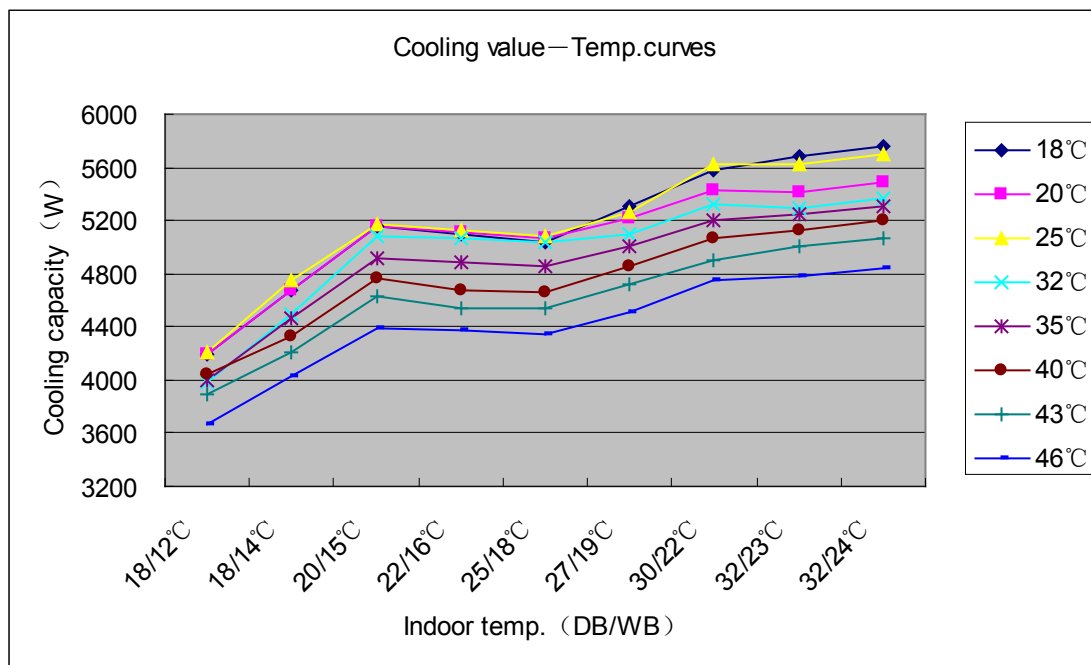


Outdoor unit

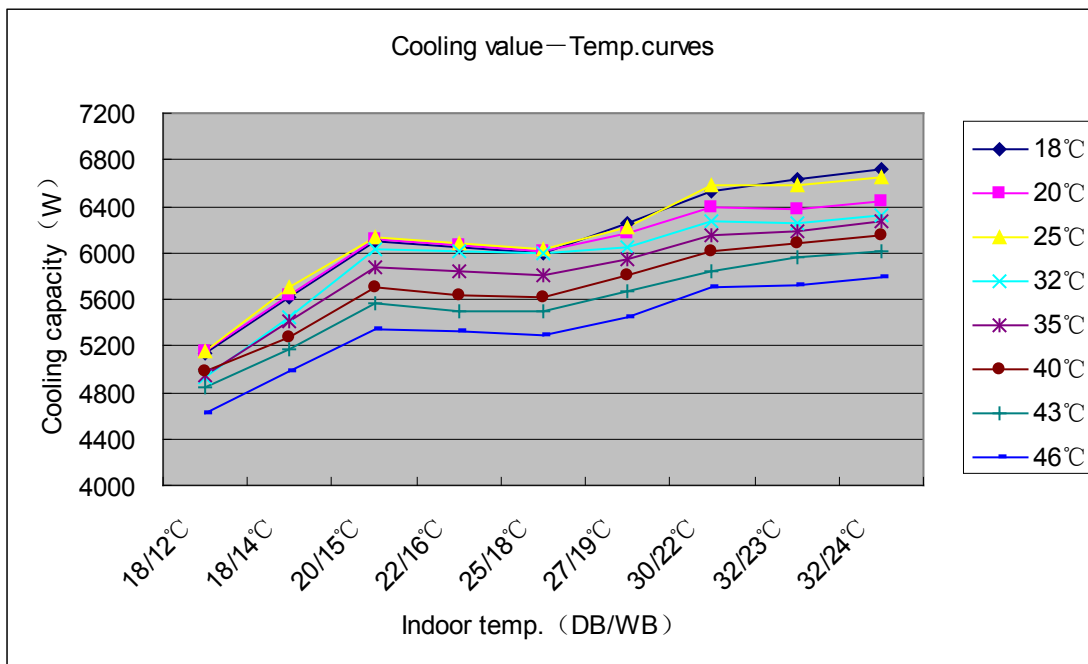


9 Capacity tables and curves diagrams

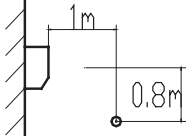
HSU-18CO3/VA(ZXF) performance curves								
cooling value-temperature talbe								
indoor temp	outdoor temp.(humidity 46%)							
DB/WB	18°C	20°C	25°C	32°C	35°C	40°C	43°C	46°C
18/12°C	4186	4197	4207	3986	3996	4039	3889	3673
18/14°C	4669	4680	4747	4495	4458	4328	4216	4030
20/15°C	5151	5164	5177	5082	4920	4759	4623	4387
22/16°C	5097	5113	5130	5062	4887	4681	4542	4377
25/18°C	5044	5063	5082	5041	4854	4668	4545	4349
27/19°C	5305	5215	5265	5102	5000	4849	4726	4502
30/22°C	5582	5434	5622	5328	5198	5068	4896	4749
32/23°C	5682	5418	5628	5299	5242	5133	5005	4777
32/24°C	5761	5492	5706	5371	5313	5201	5070	4840



HSU-22CO3/VA(ZXF) performance curves								
cooling value-temperature talbe								
indoor temp	outdoor temp.(humidity 46%)							
DB/WB	18 °C	20 °C	25 °C	32 °C	35 °C	40 °C	43 °C	46 °C
18/12 °C	5136	5147	5157	4936	4946	4989	4839	4623
18/14 °C	5619	5630	5697	5445	5408	5278	5166	4980
20/15 °C	6101	6114	6127	6032	5870	5709	5573	5337
22/16 °C	6047	6063	6080	6012	5837	5631	5492	5327
25/18 °C	5994	6013	6032	5991	5804	5618	5495	5299
27/19 °C	6255	6165	6215	6052	5950	5799	5676	5452
30/22 °C	6532	6384	6572	6278	6148	6018	5846	5699
32/23 °C	6632	6368	6578	6249	6192	6083	5955	5727
32/24 °C	6711	6442	6656	6321	6263	6151	6020	5790



10 Sound level

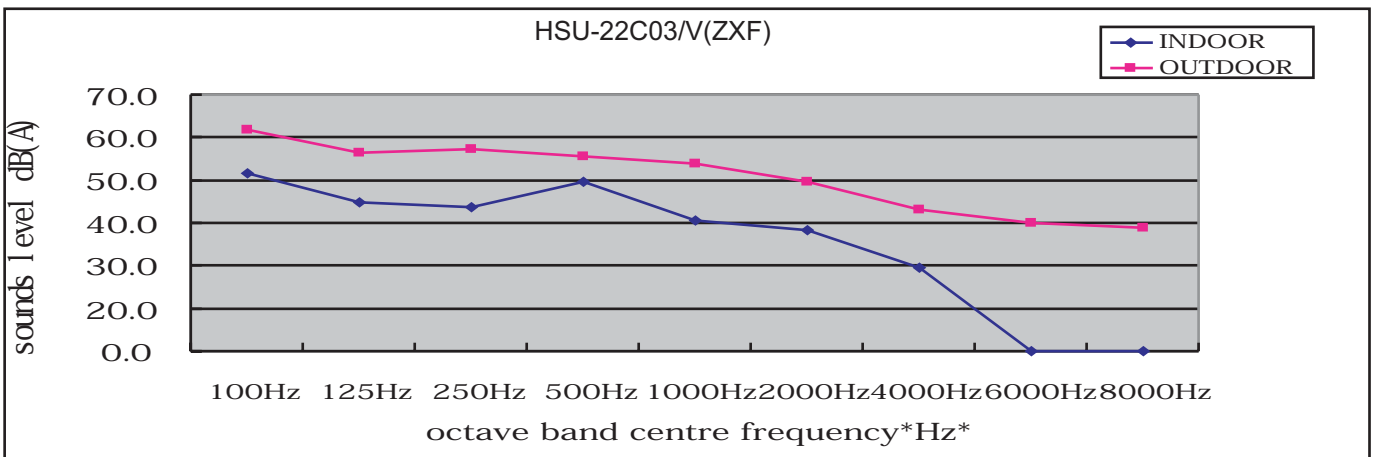
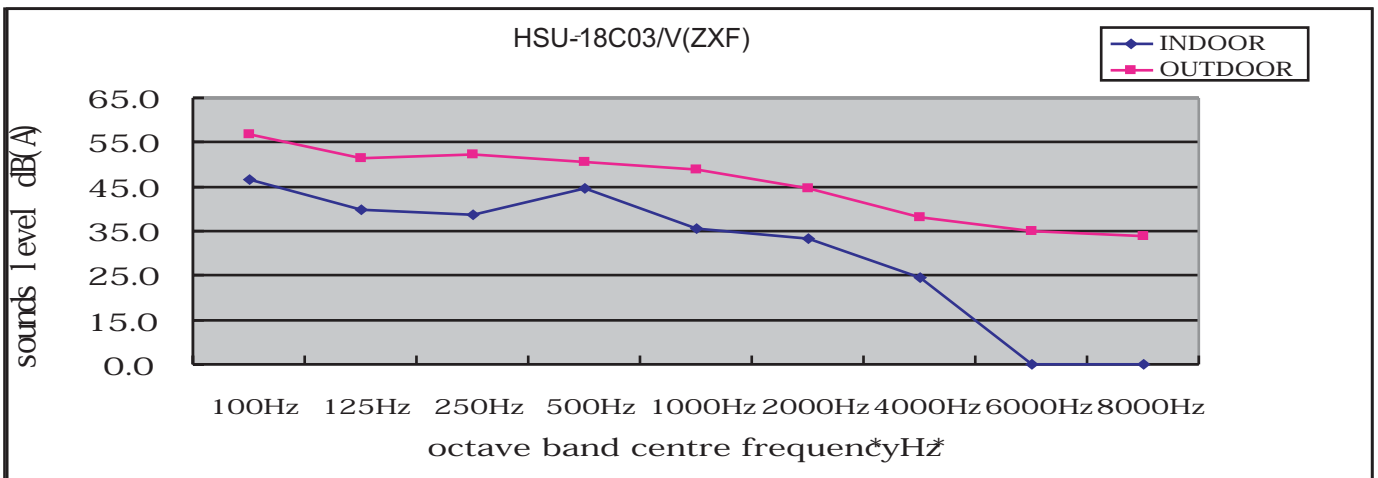
Model	Sound pressure level			Measuring location Location of microphone 	sound power level
	220 ~ V,50Hz				
	Cooling				
	H	L	SL		
HSU-18C03/V(ZXF)	45	43	40	45	
HSU-22C03/V(ZXF)	45	43	40		

Sound level data

HSU-18C03/V(ZXF)	100Hz	125Hz	250Hz	500Hz	1000Hz	2000Hz	4000Hz	6000Hz	8000Hz
INDOOR	47.7	39.7	38.6	41.6	34.5	31.2	23.7	0.0	0.0
OUTDOOR	58.7	52.5	49.2	47.6	47.9	43.7	38.0	34.9	33.9

HSU-22C03/V(ZXF)	100Hz	125Hz	250Hz	500Hz	1000Hz	2000Hz	4000Hz	6000Hz	8000Hz
INDOOR	41.7	34.7	33.6	39.6	30.5	28.2	19.7	0.0	0.0
OUTDOOR	61.4	56.7	56.7	53.9	51.8	47.8	41.7	39.7	35.6

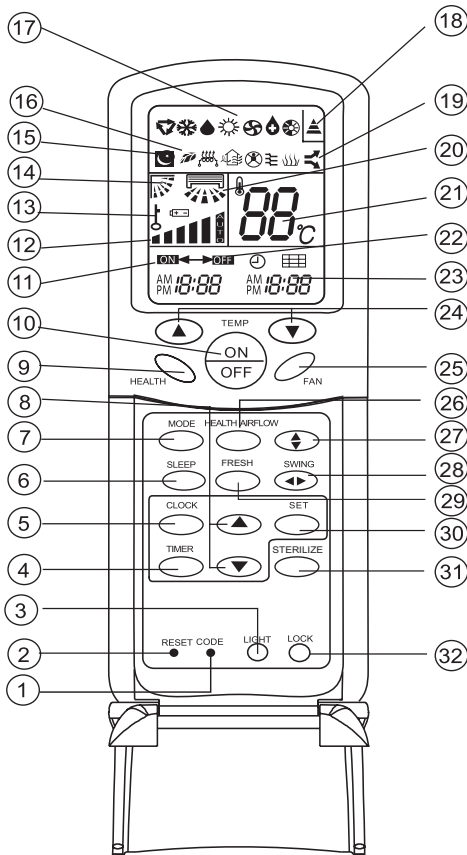
Sound pressure spectrum



11 Accessories

Standard name	HSU-18C03/V(ZXF)	HSU-22C03/V(ZXF)
Drain hose	1	1
Plastic bag	1	1
screw assembly	1	1
Air purifier	2	2
Change for fresh airtube(suit)	1	1
Mounting plate	1	1
Remote controller	1	1
Installation manual	1	1
Operation manual	1	1

12 Control systems



1.CODE

Used to select CODE A or B with a press,A or B will be displayed on LCD.
Please select A without special explanation.

2.RESET

When the remote controller appears abnormal, use a sharp pointed article to press this button to reset the remote controller normal.

3.LIGHT button

Control the lightening and extinguishing of the indoor LCD display board.

4. TIMER button

Used to select TIMER ON, TIMER OFF, TIMER ON-OFF.

5. CLOCK button

Used to set correct time.

6. SLEEP button


Used to select sleep mode.

7. MODE button



8. HOUR button

Used to set clock and timer setting.



9. HEALTH button

Used to set healthy operation.

10. ON/OFF button

Used for unit start and stop.

11. TIMER ON display

12. FAN SPEED display



13. LOCK display

14. SWING UP/DOWN display

15. SLEEP display

16. HEALTH display

17. Operation mode display

Operation mode	AUTO	COOL	DRY	FAN
Remote controller				
Display board				

18.Singal sending display

19. UV light degerming function display

20. Left/right air flow display

21. TEMP display

Remote controller: to display the TEMP. setting.

22. TIMER OFF display

23. CLOCK display

24. TEMP button

Used to select your desired temperature.

25. FAN button

Used to select fan speed: LOW, MED, HI, AUTO.

26. HEALTH AIRFLOW button

Used to set the health airflow mode.

27. SWING UP/DOWN button

Used to select up or down air sending direction.

28. SWING LEFT/RIGHT button

Used to select left/right air flow.

29. FRESH button

Use to set fresh air function.

30. SET button

Used to confirm timer and clock settings.

31. STERILIZE button

Use to set UV light degerming function.

32. LOCK

Used to lock buttons and LCD display. If pressed, the other buttons will be disabled and the lock condition display appears. Press it once again, lock will be canceled and lock condition display disappears.

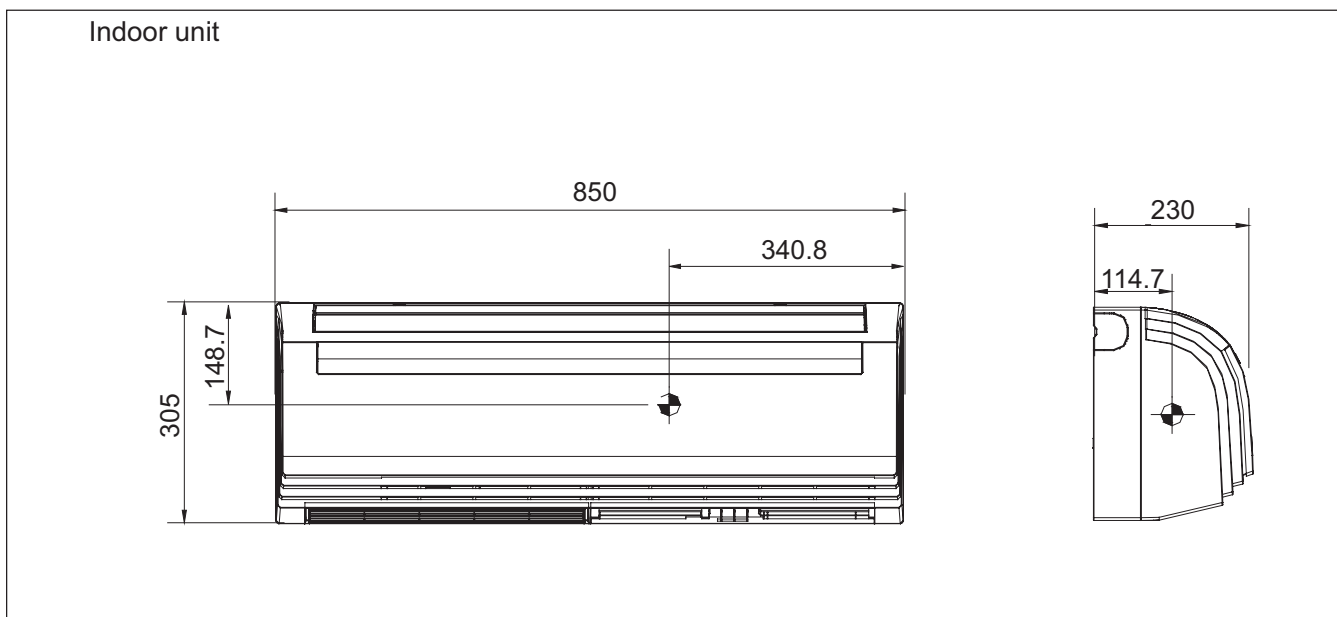
33. Ambient temp.display

When receiving the remote control signal, display the set temperature and in the rest time the room temperature is displayed and this room temperature is only for reference.

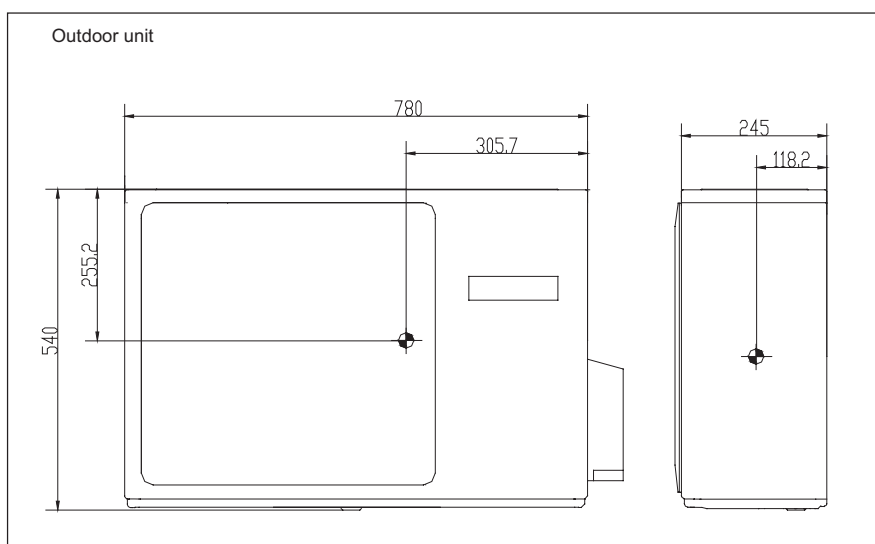
NOTE:(1) The following functions and related displays are not available: 29

(2) Cooling only unit do not have functions and displays related with heating.

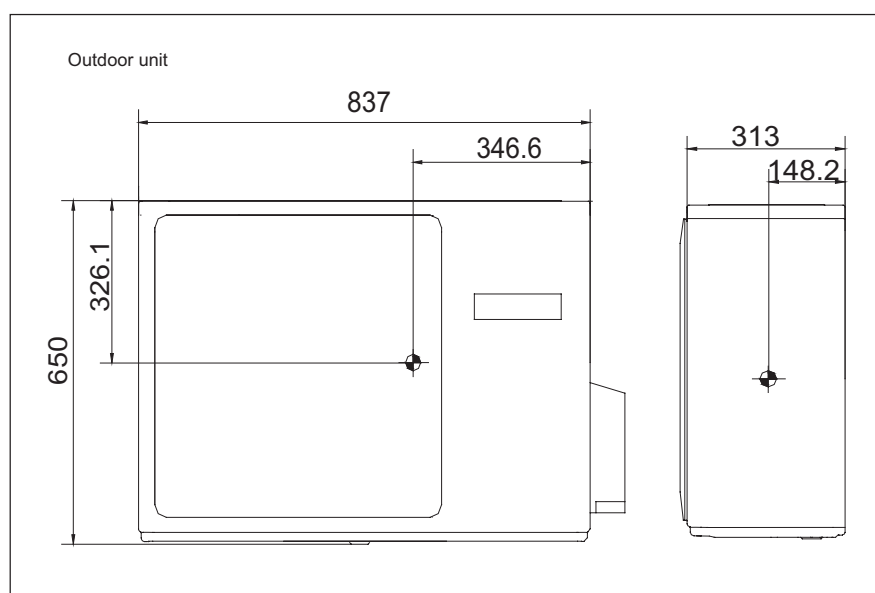
13 Center of gravity



HSU-18C03/V(ZXF)

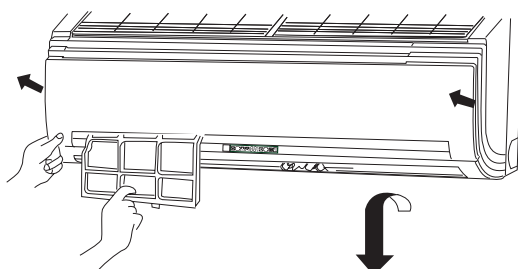
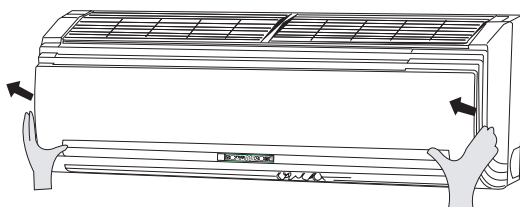
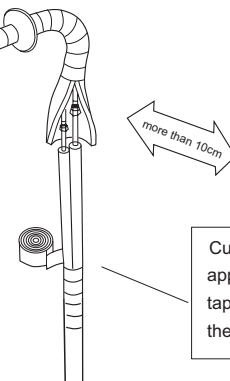
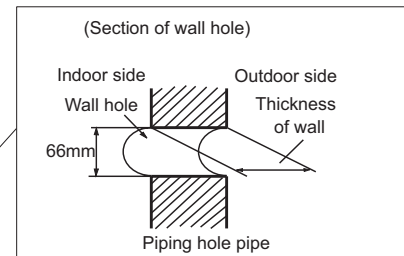
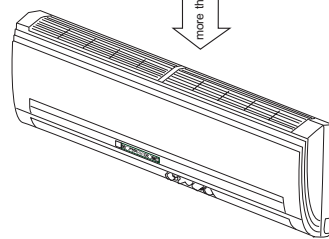
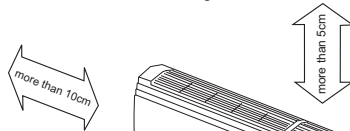
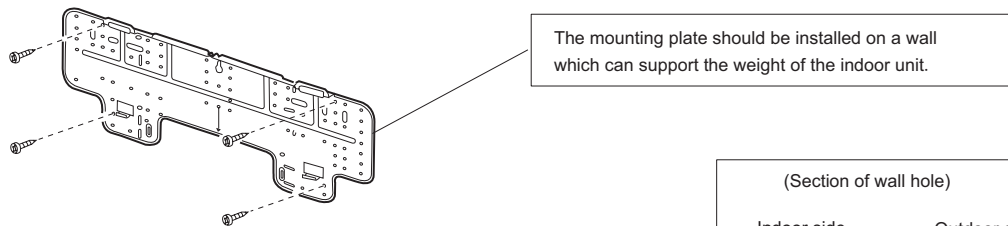
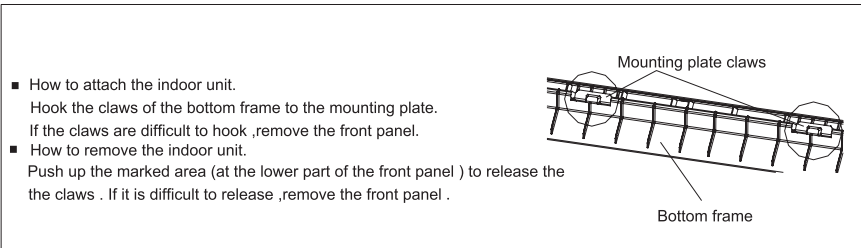


HSU-22C03/V(ZXF)



14 Installations

Indoor unit installation drawings



How to remove the air filter.

Open the inlet grille by pulling it upward.

Push up the filter's center tab slightly until it is released from the stopper, and remove the filter downward.

How to Attach the air filter.

Attach the filter correctly so that the "FRONT" indication is facing to the front. Make sure that the filter is completely fixed behind the stopper. If the right and left filters are not attached correctly, that may cause defects.

Close the inlet grille.

Outdoor unit installation drawings

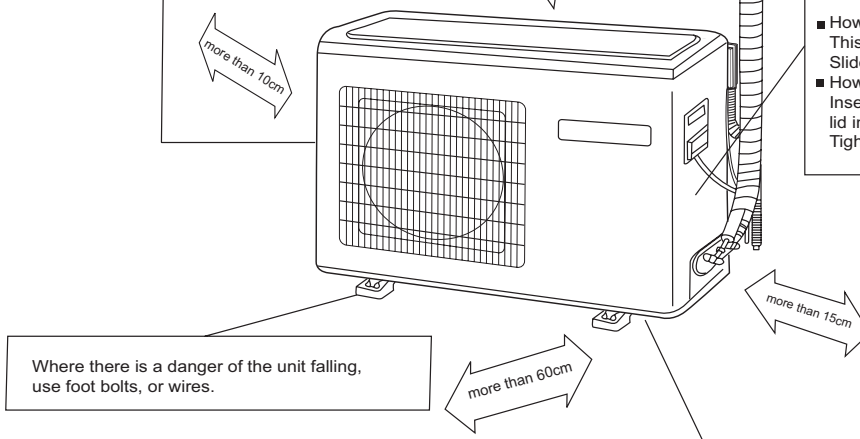
HSU-18,22C03/V(ZXF)

Outdoor

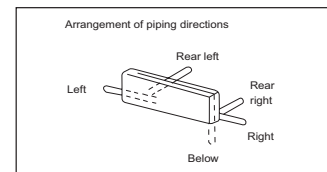
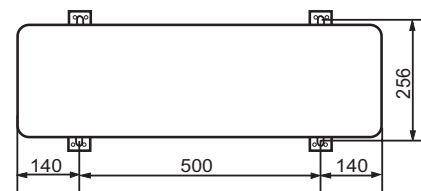
Model	26/28 class
Max.allowable length	Cooling only: 15m Heat pump: 15m
Max.allowable height	5m
Additional refrigerant required for refrigerant pipe exceeding 5m in length	16g/m
Gas pipe	O. D. 6.35/12.7
Liquid pipe	O. D. 9.52/15.88

*Be sure to add the proper amount of additional refrigerant.
Failure to do so may result in reduced performance.

The distance between the indoor unit and the floor should be more than 2m.



- Fix the unit to concrete or block with bolts ($\phi 10$ mm) and nuts firmly and horizontally.
- When fitting the unit to wall surface, roof or rooftop, fix a supporter surely with nails or wires in consideration of earthquake and strong wind.
- If vibration may affect the house, fix the unit by attaching a vibration-proof mat.



Sincere Forever



Haier Group

Haier Industrial Park, No.1, Haier Road
266101, Qingdao, China

E-mail: hractech@haier.com

Tel: +86 532 87636957

[Http://www.haier.com](http://www.haier.com)

Edited by: Zhao Jicheng

Signed by: Yang Bifei

Approved by: Zhu Zhenxue